



## Kitchenmate RO+UF



*"Accessories shown may not be a part of the standard product"  
"This unit comprise of product, tank & faucet"*



# Congratulations!

Dear Customer,

You are now a proud owner of “Zero B Kitchenmate RO+UF Water Purifier” from the house of Ion Exchange (India) Ltd.

We thank you for giving us the opportunity to serve you. We are committed to provide you the same level of satisfaction which millions of our valued customers are enjoying.

We are pioneers of water treatment technology in India. For five decades, our technological innovations have combated different types of contaminants present in water, to make it pure and safe for your different application. At Zero B, every product is crafted with meticulous attention to detail so that it provides ultimate protection against all water-borne diseases and ensures complete protection to your family.

In our endeavor to further establish a closer relationship with you, we have created a 24 hour Customer Care Help Desk no. 022 27881234 for all your queries / complaint. Our water care personnel, who is a specialist in water treatment, shall visit you to attend your requirements.

Thank you once again for giving us this opportunity to serve you.

With Best Wishes,

Ion Exchange (India) Ltd.

Home Water Solutions:

Ion House, Dr. E. Moses Road, Mahalaxmi, Mumbai 400 011.

Tel.: 022-3913 2222/ 2207, Fax: 022-24938737

SMS ZEROB to 54242

Email: zerob@ionexchange.co.in • Website: www.zerobonline.com



Best Complete Water Management  
Solutions Provider : Domestic &  
Institutions-2016-17 by UNESCO & WQA

# Contents

|   |    |
|---|----|
| How does Zero B Kitchenmate RO+UF Water Work? | 1  |
| 7-Stage Purification                          | 2  |
| Special Features                              | 3  |
| What Impurities Does it Remove?               | 4  |
| Opening the Pack                              | 5  |
| Installation                                  | 5  |
| Precaution in Installing the unit             | 6  |
| HN Tank Cleaning                              | 8  |
| Pre-filter Cleaning                           | 9  |
| Technical Specifications                      | 10 |
| Do's and Don'ts                               | 12 |
| Troubleshooting                               | 13 |
| Warranty Card                                 | 14 |
| Service at Your Doorstep                      | 16 |



# How Does Zero B Kitchenmate Work?

Dear Customers,

Level of insecticides, pesticides, Arsenic, pyrogen, cyst has increased drastically over last few years which has led to increase in cancer disease, Effects of excess levels of Arsenic, manganese, lead, mercury are skin discoloration, brain damage, mental retardation in children, central nervous system defects respectively. Apart from this, contaminants like bacteria & viruses can cause dysentery, diarrhea, fever, cholera, typhoid, polio, liver damage, jaundice and hepatitis A & E.

Therefore, Water purifiers have now become a mandatory home appliance with people increasingly becoming health conscious with the rise in water borne diseases.

Zero B Kitchenmate RO+UF offer you double safety purification process that provides 100% germicidal protection. The under sink application also does not occupy extra space in your kitchen.

The only technology that doesn't just remove bacteria and viruses from water but also eliminates pesticides, harmful chemicals, metals and dissolved salts.

Zero B Kitchenmate RO+UF comes with a multistage pre-filter that gives easy cleaning with a filter bag, high quality filtration media and an activated carbon filter (Stage 1, 2 and 3). Inlet water passes through the 7 stages purification process before giving you the natural tasting, crystal clear water.

# 7- Stage Purification

## **Stage 1: Prefiltration**

Inlet water passes through integrity filter bag which removes particles like sand, silt, hair and other finer particles from water.

## **Stage 2 : Hi-Q Filtration**

Water undergoes a finer filtration through a dedicated 5 micron filter, which holds higher quantity of fine particles and suspended impurities.

## **Stage 3 : BAC Filtration**

This highly filtered water then passes through a Bacteriostatic Activated Carbon filter (high grade silver impregnated carbon) which removes organic impurities, carcinogenic chemicals (such as VOC and THMs), chlorine,color and odor from water. It also prevents the growth of bacteria on the carbon itself.

**This makes the water crisper to taste**

## **Stage 4 : Sediment Filter**

5 micron sediment filter removes suspended impurities from water

**This gives clarity to water**

## **Stage 5 : RO Membrane**

The RO membrane rejects excess salts, Bacteria and virus and most chemical and toxic contaminants like pesticides , VOC's Trihalomethanes. fluoride , arsenic and heavy metals.

**This imparts sweet taste to water and makes the water pure, safe and crystal clear.**

## **Stage 6 & 7 : UF Filtration**

**It removes traces of microbes if any from RO membrane and offers high clarity to water.**

## Special Features



### **PURE WATER**

Converts salty water to pure, crystal clear, natural tasting drinking water.



### **TDS + HEAVY METAL REMOVER**

Removes excess salts, bacteria, viruses, pesticides, harmful chemicals, heavy metals from water.



### **AUTO TANK FILL**

Ensures that the RO purifier never runs out of pure & safe drinking water.



### **UF CARTRIDGE :**

It removes traces of microbes if any from RO membrane and offers high clarity to water.



### **TLC Valve**

(Wired) ensures pump cutoff whenever the tank fills up.



### **AUTOMATIC**

Fully automatic operations



### **LONGER LIFE**

Works on low pressure, thereby lower fouling of membrane



### **HYDROPNEUMATIC TANK**

with storage capacity of 8 ltr., provides pressurized water at a very high flow rate from the faucet.



### **CERTIFICATE**

Product water meets USEPA drinking water standards and IS 10500.

# What Impurities Does It Remove?

Zero B RO RO+UF Water Purifier Vs Conventional Water Treatments

| IMPURITIES  | POTENTIAL HEALTH HAZARDS   | FILTRATION | UV | BOILING | ZERO B Kitchenmate |
|---|--|------------|----|---------|--------------------|
| Arsenic   | Skin damage, circulatory system problems, higher risk of cancer                              | N          | N  | N       | Y                  |
| Cadmium   | Kidney damage  | N          | N  | N       | Y                  |
| Chromium  | Allergic dermatitis  | N          | N  | N       | Y                  |
| Copper  | Short term exposure: Gastrointestinal distress<br>Long term exposure: Wilson's disease       | N          | N  | N       | Y                  |
| Fluorides   | Bone disease, mottled teeth in children  | N          | N  | N       | Y                  |
| Lead  | Children: Physical/Mental development delays<br>Adults: High blood pressure, kidney problems | N          | N  | N       | Y                  |
| Mercury   | Kidney damage  | N          | N  | N       | Y                  |
| Nickel  | Kidney damage, respiratory problems, higher cancer risk                                      | N          | N  | N       | Y                  |
| Nitrate   | Infants (under 8 months): Blue Baby syndrome   | N          | N  | N       | Y                  |
| Selenium  | Hair/Fingernail loss, circulatory problems   | N          | N  | N       | Y                  |
| Sodium  | Hypertension   | N          | N  | N       | Y                  |
| Sulphates   | Catharsis, dehydration, gastrointestinal irritation  | N          | N  | N       | Y                  |
| Trihalomethanes   | Liver, kidney or central nervous system problems, higher cancer risk                         | N          | N  | N       | Y                  |
| Giardia Lamblla   | Giardiasis   | N          | Y  | Y       | Y                  |
| Viruses   | Gastroenteric disease  | N          | Y  | Y       | Y                  |
| Bacteria  | Gastroenteric disease  | N          | Y  | Y       | Y                  |
| <i>Y - Yes, N - No (Product water meets USEPA drinking water standards)</i> |  |            |    |         |                    |

## Opening the pack

- After opening the unit from the packing, check for damages, loose water connections and nut / bolt fittings
- Ensure pressure of the plumbing line is as per the specifications
- Carry out plumbing connections as shown in the illustration on the next pages
- Make the water and electrical connection, but do not fix the Zero B Kitchenmate and pre-filter on wall. Please do not start the water connection
- Carry out functional test of the pre-filter and Zero B Kitchenmate unit on a counter or on a kitchen platform before fixing the screws on the wall

## Installation

Your Zero B Kitchenmate RO+UF purifier will be installed free of cost by our 'Water Care Service Engineer'.  
(Only basic installation material has been provided with the product. Additional material required will be charged at actual)

### Location of the Unit:

- Ensure that the reject point is not too far from the customer drain
- Please do not terminate directly into the drainage (keep it hanging over the drainage)
- Install the unit away from any direct source of heat, sunlight or splashing water



# Installation

## System:

- The unit is a high-pressure hydraulic system, hence all hydraulic fittings to be ensured tight. Do not tamper with these fittings
- Unit is not to be kept in closed environment. Sufficient ventilation is required. Avoid any kind of high impact on the unit

## Plumbing Requirements:

- ½" water line with minimum of 0.5 kg/cm<sup>2</sup> pressure and maximum of 2.0 kg/cm<sup>2</sup> pressure
- Drainage line is required within a distance of 1 meter from the unit
- Ball valve & Hose adapter (Provided with the unit)
- Ensure that the raw water quality meets the specification

## Precautions in Installing The Unit:

- Locate the Zero B Kitchenmate in dry place under the sink or under the counter
- Fix pre-filter along with inlet tubing
- Please do not terminate reject line tubing directly into the drairage ( keep it hanging over the drainage )
- Install the unit away from direct source of heat or splashing water
- The Unit should be located conveniently where the power outlet of 230V AC is available.

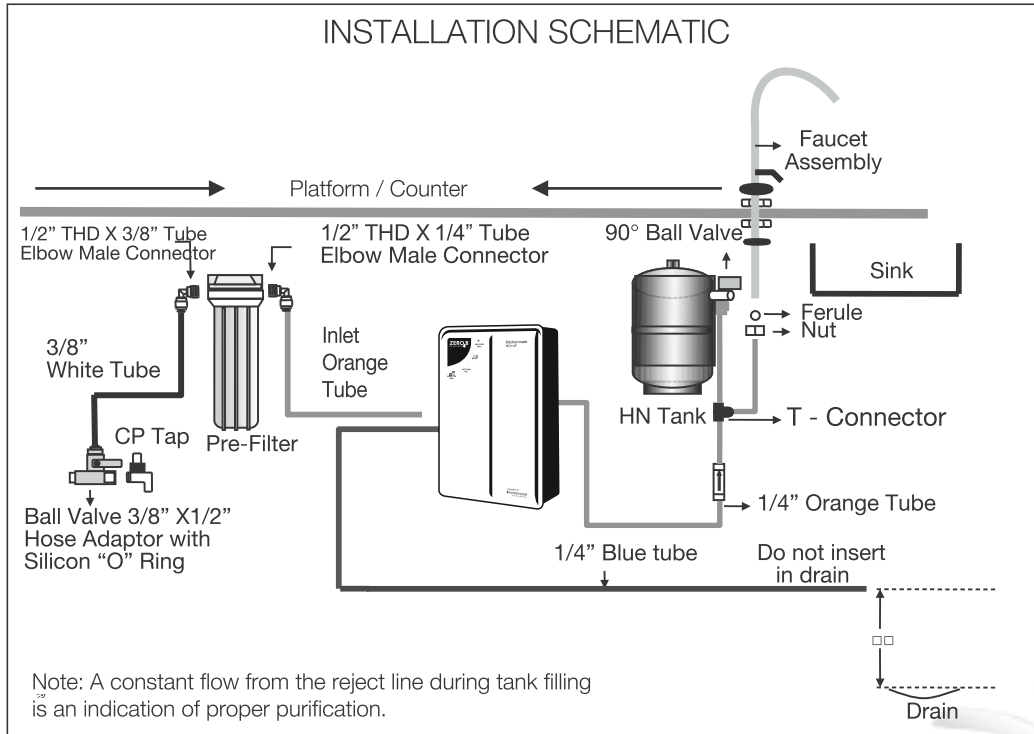
Note: A constant flow from the reject line during tank filling is an indication of proper purification

## Maintenance

- Replace cartridges as recommended for ensuring continuous and efficient working of Zero B Kitchenmate.
- Pre-filter: Every one year or on choking
- Sediment filters: Every 6 months or on choking
- RO & UF Cartridge: Every one year or on choking

The outer body of Zero B Kitchenmate should be wiped with a clean, soft cloth or a mild household cleaner.

# Installation



## Please Note

It is recommended to drain complete tank water for the first time & then clean the tanks & refill again. It's natural to get blackish water for initial 1.5 ltr

# HN Tank Cleaning

## WHEN TO CLEAN THE TANK?

### The tank should be cleaned:

- During installation
- Once in 3 months when in use
- If the purifier is not in use for more than 15 days
- When product water gives offensive smell

## HOW TO CLEAN THE TANK?

- Switch off the power
- Dispense all the water from the tank
- Sanitize HN tank

Please call Service , if water in the tank smells bad, if unit is not used for more than 7 days

Note : Allow only ZERO B authorised service personnel to clean the tank.

Please Call Zero B Help Desk No. 022 - 27881234

# Pre-filter Cleaning

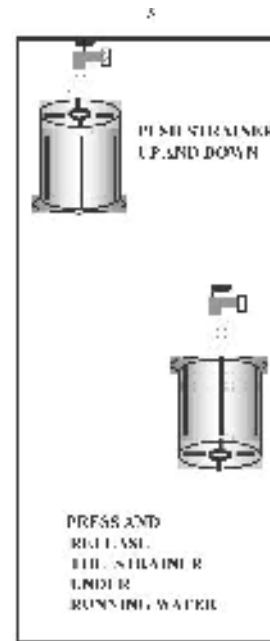
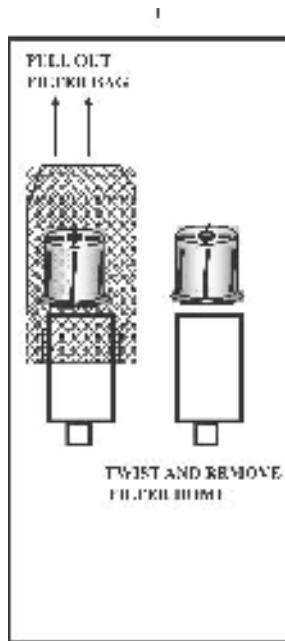
## WHEN TO CLEAN?

- As a routine once in a 15 days
- Whenever tank filling takes more than 90 min. (1½ hr.)
- For muddy water, clean regularly

## HOW TO CLEAN?

- Close the inlet tap, switch off the power
- Open the pre-filter housing
- Turn and remove the cartridge
- Hold the cartridge nozzle under running tap water
- Assemble the unit following the reverse sequence of opening
- Tighten the housing securely to avoid leakage of water

## Pre-Filter Cleaning ( Zero B Kitchenmate)



## Technical Specification

|                              |  |
|------------------------------|--|
| Purification Flow Rate       | 9* Litres/hour   |
| Storage Tank Capacity        | 8* Litres  |
| Max. Inlet Water TDS         | 1500 ppm (Subject to hardness of inlet water been less than 500 ppm) |
| Inlet pressure (Min. – Max.) | 0.5 to 2 kg/cm <sup>2</sup>  |
| Rejection of salts TDS       | 90% and above  |
| Recovery of Pure water       | Upto 30%   |
| Power Rating                 | 30 Watts max.  |
| Dimension (D X W X H) (mm)   | 150 x 320 x 485  |
| Unit Weight (Kg)             | 11   |
| Prefilter                    | Filter Bag and HiQ Filter  |
| Sediment Filter              | 10 Micron  |
| UF Cartridge                 | Ultra-filtration module  |

“Under standard test conditions”


\*Under test conditions of water input @750 TDS level

Note:-Picture as per HWS Marketing Design

## Technical Specification

|  |                            |
|--|----------------------------|
| Hydropneumatic tank pressure in kg/cm <sup>2</sup> | 1.8 to 2.8 (factory set)   |
| Storage Tank Capacity                              | 8 litres                   |
| Hydropneumatic Tank ( Dimension in mm )            | ( Height x Dia ) 368 x 267 |

- Product water meets USEPA drinking water standards as per IS 10500
- The above specifications may change without prior notice
- This product is comprised of Unit, Tank & Faucet
- Inlet water must contain NIL total iron, manganese and hydrogen sulfide



Customized placement of the filter below the counter with the tank to suit the space.

# Do's and Don'ts

## DO'S

- Ensure that your Zero B Kitchenmate unit has been installed at a cool, dry and well ventilated place and in vertical position
- Call service, if unit is not used for more than 7 days and water smells bad
- In case of cartridge replacement. Always call Zero B Customer Care Help Desk : 022 27881234
- Always use only Zero B genuine spares for guaranteed performance & to protect your purifier

## DON'T

- Expose the unit to direct sunlight or splashing water
- Pass hot water through the unit as it may damage the filters. Your Zero B Kitchenmate is for normal water usage only (max temp. 40° C)
- Place any heavy or dangerous objects on top of purifier as this may damage the body of your Zero B Kitchenmate
- Pull out the tank without switching off the unit and draining the water from the tank
- Do not buy local spares, this will put a risk on your water purity and the purifier performance
- Do not open the unit, only allow Zero B service technician to open, service & handle the unit

## Troubleshooting (Kitchenmate)

|  | SYMPTOMS                       | CAUSES  | SOLUTIONS  |
|--|--------------------------------|---|--|
| <p>Before calling for service, check the following:</p> <p>Power supply is ON</p> <p>Inlet water has sufficient pressure</p> <p>Check and clean the pre-filter</p> | 1) Water tastes bad            | <p>a) The purified water might have been kept for a long time</p> <p>b) Filters might have exhausted.</p>   | <p>a) Drain the water for half an hour, clean the tank and fill fresh water again</p> <p>b) Call the service Engineer to check the filters.</p>  |
|  | 2) Water flow stops or reduces | <p>a) The Inlet water valve is closed</p> <p>b) There is no water supply from the tap</p> <p>c) Pre-filter, Sediment Filter, RO Membrane and UF cartridge is choked</p> <p>d) The Inlet water temperature is too low.</p> <p>e) The power supply is OFF</p> | <p>a) Open the water tap valve</p> <p>b) If there is no Inlet water supply, close the valve</p> <p>c) Call Service Engineer for replacement</p> <p>d) If the Inlet water temperature is low, purified water flow will reduce</p> <p>e) Switch ON the power supply.</p> |



# Warranty Card

(To be filled by the Sales Representative and retained the customer for reference)

Unit Serial No.: .....

Invoice No.: ..... Dated.: .....

Date of Expiry of Warranty.: .....

Customer's Name and Address.: .....

.....  
.....

Mobile No.: .....Resi.: ..... Fax No.: .....

Customer's Signature.: .....

(I accept the terms and conditions of warranty)

Stamp



# Warranty Card

Please preserve this warranty card and ensure that this is duly stamped and signed by the company official. Zero B Kitchenmate (therein referred to as the product) is warranted throughout India only by Ion Exchange (India) Limited (herein referred to as the company) as per the conditions printed below :

## TERMS & CONDITIONS OF WARRANTY

- The product is warranted against any manufacturing defect arising out of any faulty or defective material or workmanship for a period of 12 months from the date of installation
- The Company's responsibility under this warranty will confine to the first purchaser only, and will not apply or extend to any subsequent sale of the product by the customer
- The Company's liability under this warranty shall remain valid if, and only if the product is duly installed by the Company at the address specified in the invoice or where the installation is at a place other than specified in the invoice, such installation is undertaken with the consent of and by the Company
- The customer shall notify the Company in writing promptly, of any defects noticed and shall give the Company adequate time to inspect, test and rectify them for which the customer will deposit the product if so required by the Company, to the Company office / service center along with the warranty and proof of purchase
- The Company's responsibility will be either to repair the defective components or exclude defects occurring because of abuse or faulty maintenance. Repairs of goods or parts by others and consumable components are not covered by this warranty
- The Company will be entitled to retain any defective part replaced under warranty
- The consumer will have no claim under this warranty in respect of death/injury to any person or loss/damage to any property caused as a result of equipment failure, breakdown or accident on utilization of goods not in accordance with the instructions in this user manual or any other circumstances beyond the control of the Company. Any dispute arising out of this warranty will be settled in the courts at Mumbai only
- To avail the benefits of free service customer's needs to register their details to Zero B Customer Care No. 022 27881234 or e-mail to [zerob@ionexchange.co.in](mailto:zerob@ionexchange.co.in) within 1 month from the date of purchase of the product. Invoice no.; date of purchase; customer's name; address; telephone no. e-mail ID
- Zero B reserves the right to make design and product changes, improve design or change specifications at any time without contingent obligation to prospective buyers, or owners of products previously sold
- Zero B or its Authorised Service Provider cannot and will not to be held liable for any sickness or illness due to the usage of product water supplied by Zero B
- Under no circumstances, the terms mentioned above are negotiable and no employee of Zero B or its Authorised Service Provider has the authority to supersede the terms mentioned above

## Service at your doorstep

The company offers you one year warranty for your Zero B Kitchenmate. After expiry of the warranty you can avail the option of entering into Annual Maintenance Contract with us. For more details, do remember to ask for your copy of the contract from the company before the warranty period gets over.

For registering your complaint please contact at Zero B Customer Care.



---

To avail the benefits of Free Service, Customer's need to register their details to Zero B Customer Care no. 022 2788 1234 or 022 68486848 email to [zerob@ionexchange.co.in](mailto:zerob@ionexchange.co.in) within 1 month from the date of purchase of the Product. Register your Invoice no.; date of purchase; customer's name; address; telephone no.; email ID

# Service Coupons

## 3<sup>rd</sup> FREE SERVICE COUPON

Model No: ..... Unit Serial No: .....

Customer Name: ..... Delivery Date: .....

Customer Mobile No: ..... Service Date: .....

Customer's Signature: ..... Service by/Location: .....

## 2<sup>nd</sup> FREE SERVICE COUPON

Model No: ..... Unit Serial No: .....

Customer Name: ..... Delivery Date: .....

Customer Mobile No: ..... Service Date: .....

Customer's Signature: ..... Service by/Location: .....

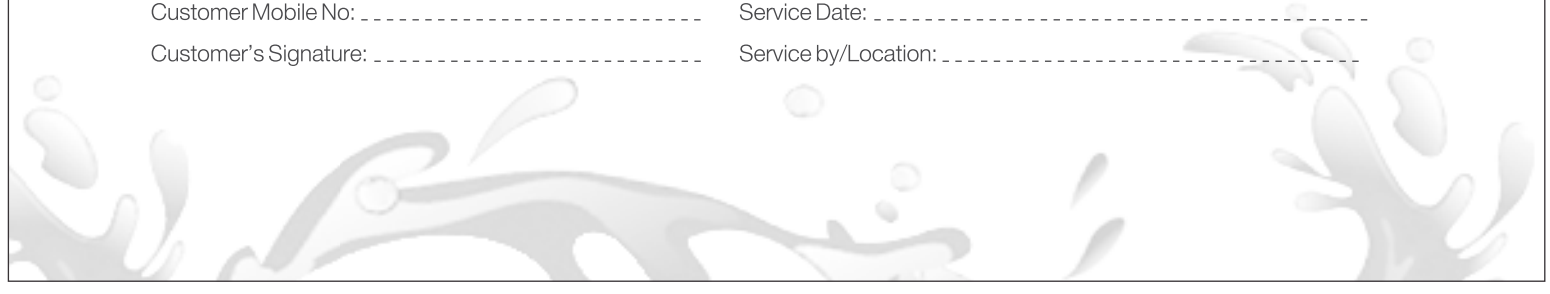
## 1<sup>st</sup> FREE SERVICE COUPON

Model No: ..... Unit Serial No: .....

Customer Name: ..... Delivery Date: .....

Customer Mobile No: ..... Service Date: .....


Customer's Signature: ..... Service by/Location: .....



## Service Coupons

- After the machine is serviced, sign the coupon and give it to “Water Care Service Engineer”
  - Valid only for a period of one year from the date of purchase
  - Non-transferable and non-extendable
  - Cannot be encashed
  - Ensure that the machine is for your satisfaction before handing the signed coupon to the “Water Care Service Engineer”
- 

- After the machine is serviced, sign the coupon and give it to “Water Care Service Engineer”
  - Valid only for a period of one year from the date of purchase
  - Non-transferable and non-extendable
  - Cannot be encashed
  - Ensure that the machine is for your satisfaction before handing the signed coupon to the “Water Care Service Engineer”
- 

- After the machine is serviced, sign the coupon and give it to “Water Care Service Engineer”
  - Valid only for a period of one year from the date of purchase
  - Non-transferable and non-extendable
  - Cannot be encashed
  - Ensure that the machine is for your satisfaction before handing the signed coupon to the “Water Care Service Engineer”
- 





Ion Exchange (India) Ltd., is a leader in the business of water treatment and solutions that are so vital to people's lives and the environment.

For more than five decades, Ion Exchange (India) Ltd., has pioneered many path-breaking innovations in the field of engineering and marketing to provide a one-stop solution for industry, homes and the communities. Bearing testimony to this are more than 35,000 water treatment installations worldwide. Our plants have been exported to USA, UK, South East Asia, Japan, Middle East, Far East as well as neighbouring countries like Bangladesh, Nepal, Mauritius and Sri Lanka.

In the consumer market, under the flagship of the Zero B brand, the company has introduced products catering to every need of the customer. From Online Water Purifiers to the most advanced Reverse Osmosis Water Purifiers, from drinking water vending machines to bottled packaged water, to name a few, Ion Exchange (India) Ltd. has led virtually every breakthrough in the Indian market fulfilling the company's vision: "To be a leader in our business which is so vital to people's lives and the environment".



---

Home Water Solutions: Ion Exchange (India) Ltd., Ion House, Dr. E. Moses Road, Mahalaxmi, Mumbai-400011,  
Tel.: 022-39132222 / 2207, Fax: 022-24938737 • SMS ZEROB to 54242  
Email: [zerob@ionexchange.co.in](mailto:zerob@ionexchange.co.in) • Website: [www.zerobonline.com](http://www.zerobonline.com)